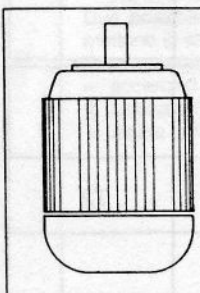
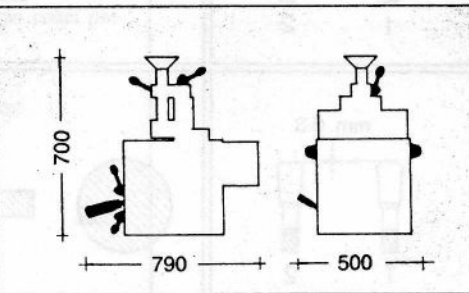


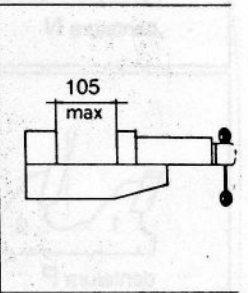
FIG. 2

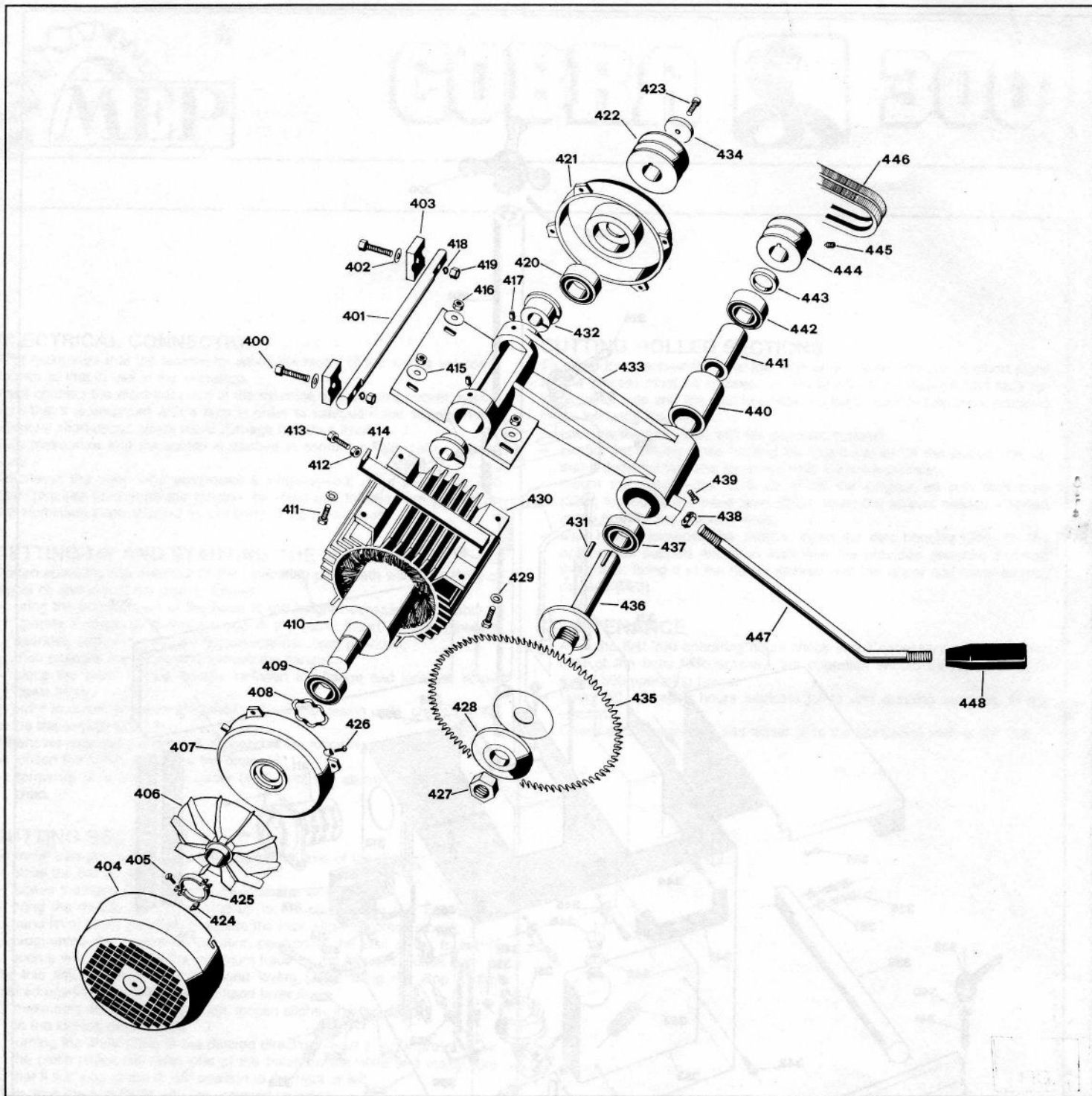


1-PHASE	3-PHASE	3-PHASE
HP 3	HP 3	HP 2/3
RPM 3400	RPM 3400	RPM 1700/3400



kg
90





SCelta DELLE SEGHE - CHOICE OF SAWS
CHOIX DES SCIES - LIEFERBARE SÄGEGLÄTTER - ESCOGIDA DE SERRUCHOS

<p>dentatura N tothing N</p>	<p>mm. 0.3</p> <p>1 2</p>		<p>dentatura tothing</p>	<p>∅ disco-blade</p>	<p>Z</p>
<p>N</p>	<p>300</p>	<p>72</p>	<p>N</p>	<p>300</p>	<p>72</p>
<p>dentatura P tothing P</p>	<p>mm. 0.3</p> <p>1 2</p>		<p>dentatura tothing</p>	<p>∅ disco-blade</p>	<p>Z</p>
<p>P</p>	<p>300</p>	<p>72</p>	<p>P</p>	<p>300</p>	<p>72</p>